


Double Lawn Swing ASSEMBLY

Note: Two persons may be needed to complete some steps.

Step 1:

Fasten metal braces on the **outside** of the leg frames. Insert four 5/16" carriage bolts from the outside.





Step 2: Hang the two seats on the frame.



Step 3:

Place the four bearings into the pre-drilled holes in the platform.



Step 4:

Place platform between the seats and line up the holes for the 4" x 3/8" machine bolts. Put 3/8" washers on the bolt heads and insert. Add 3/8" washer on end, and turn on 3/8" lock nuts. **Do not over-tighten.**



Step 5:

Lay the roof on top of the frame. Center the roof and **pull and hold roof down against the frame**. Turn the 2 screws through the metal X-brace into the center of the block on the roof.

